





# Service Saddles

## 312 and 314

### for Gas Service





# 312 and 314 Service Saddles

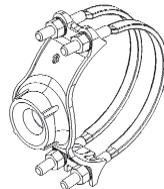
Smith-Blair, Inc.'s service saddles for gas have a unique design that affords maximum contact with the pipe.

The low profile wrap-around design gives full pipe support. When tightening, the pressure is applied circumferentially at the top and bottom. The pipe is actually reinforced, not crushed. This wrap-around design prevents movement on the pipe and assures a tight seal that will last as long as the pipe.

Smith-Blair service saddles furnished to the gas industry are air-tested and marked according to gas industry requirements.



**DESIGN  
ENSURES  
MAXIMUM  
CONTACT  
WITH THE  
PIPE.**

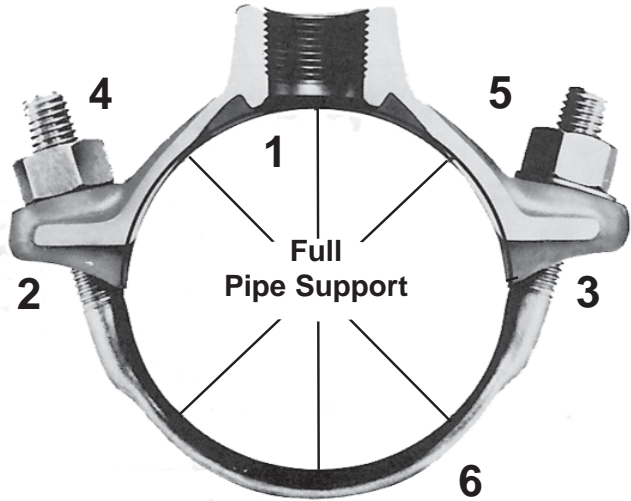


### Material Specifications

- BODY:** Ductile Iron ASTM-A536
- GASKET:** Smith-Blair Nitrile (Buna-N) compounded to resist oil, natural gas, acids, alkalies, most hydro-carbon fluids, water and many chemicals  
*Temperature ranges: -20°F to +180°F*
- BALES:** Carbon Steel ASTM-A108 or ASTM A-588, electro-galvanized with a di-chromate seal ASTM-B633
- NUTS:** Cold formed semi-finished heavy hex steel -A563 electro-galvanized with a di-chromate seal ASTM-B633
- WASHERS:** Carbon Steel ASTM-A108, electro-galvanized with a di-chromate seal ASTM-B633
- FINISH:** Corrosion protected with Flexi-Coat epoxy

*Material specifications subject to change.*

### Full Pipe Support--Design Superiority



#### Features:

1. TaperSeal™ gasket-provides wide sealing area. Increased pressure improves sealing.
2. Canted ears-permit maximum strap bearing area.
3. Open and closed ears mean no loose parts, and make installation easy.
4. Heavy hex nuts.
5. Wide saddle skirt; heavy tapping boss.
6. Wide bales-with low profile feature give greater pipe contact.
7. Working Pressure **150 PSIG**.

*Note: Optional anode connector available upon request.*

### Installation Instructions

1. Clean pipe surface thoroughly, particularly in area where gasket is seated.
2. Lubricate pipe and face of gasket with soap and water solution. (Add anti-freeze in cold weather).
3. Mount saddle body, with gasket in place, on pipe.
4. Prior to tightening, position saddle to suit installation.
5. Tighten nuts progressively and uniformly as follows:
  - 1/2" nuts-40 to 50 ft. lbs. torque
  - 5/8" nuts-60 to 70 ft. lbs. torque
  - 3/4" nuts-80 to 90 ft. lbs. torque
6. Make connection to saddle boss.



# 312 Service Saddles

## How to Order

Sample part number:

312 - 000192 08 - 000

Finish and bale  
(Standard electrogalvanized bale)

Tap code (1" NPT)

Size (1 1/4"-1 1/2"  
nominal pipe size  
1.61"-1.92" O.D.)

Product number

Open and closed ears  
mean no loose parts.



312

Wide bales provide  
greater pipe contact.

### 312 Single Strap Service Saddle For Steel and Cast Iron Pipe 3/4"-2" NPT Taps

Nom. Pipe Size In.	Saddle O.D. Range In.	Catalog Number				
		3/4" NPT	1" NPT	1 1/4" NPT	1 1/2" NPT	2" NPT
1 1 1/4-1 1/2	1.31-1.39 1.61-1.92	312-00013906-000 312-00019206-000	N/A 312-00019208-000	N/A N/A	N/A N/A	N/A N/A
2 2	2.38 2.35-2.56	312-00023806-000 312-00025606-000	312-00023808-000 312-00025608-000	N/A 312-00025610-000	N/A 312-00025612-000	N/A N/A
2 1/4-2 1/2 3	2.44-2.91 2.97-3.54	312-00029106-000 312-00035406-000	312-00029108-000 312-00035408-000	312-00029110-000 312-00035410-000	312-00029112-000 312-00035412-000	N/A N/A
3-4 4	4.40-4.50 4.40-4.80	312-00045006-000 312-00048006-000	312-00045008-000 312-00048008-000	312-00045010-000 312-00048010-000	312-00045012-000 312-00048012-000	312-00045014-000 312-00048014-000
4-5 5-6	4.74-5.63 5.94-6.90	312-00056306-000 312-00066306-000	312-00056308-000 312-00066308-000	312-00056310-000 312-00066310-000	312-00056312-000 312-00066312-000	312-00056314-000 312-00066314-000
6 6-8 6-8	6.84-7.60 7.69-8.72 7.69-9.05	312-00076006-000 312-00087206-000 312-00090506-000	312-00076008-000 312-00087208-000 312-00090508-000	312-00076010-000 312-00087210-000 312-00090510-000	312-00076012-000 312-00087212-000 312-00090512-000	312-00076014-000 312-00087214-000 312-00090514-000
8-10 10-12	8.54-10.10 10.64-12.12	312-00101006-000 312-00121206-000	312-00101008-000 312-00121208-000	312-00101010-000 312-00121210-000	312-00101012-000 312-00121212-000	312-00101014-000 312-00121214-000
12-14	12.62-14.32	312-00143206-000	312-00143208-000	312-00143210-000	312-00143212-000	312-00143214-000